

COMPARATIVE STUDY ON THE EFFECT OF DIFFERENT FLOOD IRRIGATION METHODS AND MOISTURE REGIMES ON FRUITFUL "ANNA" APPLE TREES

M. A. Fathi⁽¹⁾, S.M. Hussien⁽¹⁾, D. R. Darwesh^{(1)*} and T. A. Eid⁽²⁾

⁽¹⁾ Horticulture Research Institute, Agriculture Research Center, Giza, Egypt

⁽²⁾ Soil, Water and Environment Research Institute, Agriculture Research Center, Giza, Egypt

*Corresponding author email: darwesh.abeed@gmail.com

Received: Sep. 3, 2020

Accepted: Oct. 15, 2020

ABSTRACT: A field experiment was conducted at El-Kanater Horticultural Research Station, Egypt in the seasons of 2017 and 2018 to study raised bed cultivation system for apple trees production is a new technique nowadays. The obtained results indicated that raised bed 200 cm (i.e.100 cm. from each side of the pseudo stems) was superior than 100 cm (i.e.50 cm. from each side of the pseudo stems) which was better than flat irrigation. The treatment of raised bed 200 cm significantly increased water use efficiency, vegetative growth parameters, yield about (21 and 20 % both seasons), fruit quality, leaf nutrient composition (N, P and K) and root distribution. Raised bed 200 cm treatment effectively saves 23.6 % and 23.2 % (1439.5 and 1452.1 m³/fed./year) through the two studied seasons. So, raised bed 200 cm treatment is recommended for apple growers on clay loamy soil.

Key words: Apple trees, Raised Bed Cultivation, Water Use Efficiency, Fruit set and Yield.

INTRODUCTION

"Anna" apple (*Malus domestica*, Barkh) is considered one of the leading apple cultivars in Egypt, being of low chilling requirements. It needs chilling about 300-350 hrs below 7.2°C to break their bud dormancy (Zayan and Morsy, 1989). The cultivated area of "Anna" apple cultivar is being increased rapidly especially during the last three decades to reach 71544 feddan in 2017 which produced 716271 ton according to Economic Affairs Sector (2017). Considering the increasing world population and climate change, water can become a limiting factor for agriculture (Ashraf, 2010). In this context, increase water-use efficiency is a vital issue for socio-economic development in many regions. More efficient water use is possible with improvements in plant breeding to enable crops to grow successfully in drought environments

and in irrigation management, as well as in irrigation systems (Thompson *et al.*, 2009). Water availability is the most limiting factor for rising production of agriculture and an important factor for production, especially for apple in Egypt as well as arid and semi-arid regions as they face shortage in water demands of agriculture and other activities.

Irrigation is necessary to multiply crops and to increase yields. High quality yields can be produced profitably when irrigation systems are well managed. However, because roots grow towards the moist layers in the soil, it is important to consider both the fruit- and root growth of apple trees when scheduling irrigation to improve/manipulate the root growth as fruit- and root growth are dependent on one another. (Hillel, 2004) Irrigation scheduling, i.e. when and how much water to apply, is important to manage the available water for irrigation

efficiently in order to decrease water losses (through transpiration and evaporation) and increase both vegetative and root growth (Tanner and Sinclair, 1983) The soil water content distribution throughout the soil profile will influence the water uptake by roots. Green and Clothier (1999) proved that 70% of the water uptake by apple tree roots occurred in the 0-0.4 m soil depth layer when the surface soil water was distributed uniformly. Sokalska *et al.*, (2009) stated that mature apple tree roots withdraw soil water easily close to the tree trunk where water is readily available. When water is depleted close to the tree trunk, roots will grow to areas with more available soil water after the depletion of soil water close to the tree trunk. At the farm level, farmers try to increase production by applying irrigation; unfortunately, they use a traditional technique that requires large amounts of water. Surface irrigation is characterized by lower water application efficiency (45 to 50%) compared to the other methods, mainly because of water loss which is due to deep percolation and evapotranspiration. Farmers are usually seen to over-irrigate their fields, which leads to greater losses leading to profile drainage, which in turn increases water storage that cannot be taken up by crops. Consequently, optimal irrigation application during the growing season is important for increasing apple productivity per unit of applied water without additional costs (Swelam and Atta, 2011).

Raised bed planting method is advantageous in areas where ground water level is receding and herbicide-resistant weeds are creating a problem. When using the raised bed planting method technology, higher yield, lower water application and higher gross production water use indices can be achieved Bhuyan *et al.*, (2016). Deficient irrigation applications are probably

largely due to reduced deep percolation losses but also to evaporation (Humphreys *et al.*, 2004). Farré and Faci (2006) reported that the relationship between yield and irrigation water applied is economically more important than the relationship between yield and evapotranspiration. Karrou *et al.*, (2012) reported that the applied irrigation water for raised bed (RB) techniques and treatments included the farmers' normal surface irrigation practice (FT), were 3841 and 5369 m³/ha. The use of the RB technique increased water productivity for the farmers' usual water management practice. Raised bed planting method has been shown to improve water distribution and efficiency, fertilizer use efficiency and reduces weed infestation (Hobbs *et al.*, 1998).

An improved surface irrigation technique is affirming farmers a practical and more sustainable alternative to conventional irrigation systems which tend to be highly inefficient and waste already-scarce water resources. Raised-bed where trees are planted on ridges and irrigation water is applied to the bottom of furrows –Instead of spreading water over the entire surface area – the practice most commonly applied by farmers – raised-bed planting collects water more efficiently, applying this precious resource where it is most needed. Therefore, the aim of this study is the effect of raised bed technique and productivity, and yield of apple trees as well as some yield-water relationships.

MATERIALS AND METHODS

The present investigation was undertaken during the two successive seasons of 2017 and 2018 respectively, in addition to preparation season during 2016 at the Experimental Farm at El-Kanater Horticultural Research Station, Qalyoubeia Governorate, Egypt (Latitude: 30°. 19N Longitude: 31°. 11 Elevation:

Comparative study on the effect of different flood irrigation methods and

16.9 m) on fruitful trees of “Anna” apple (*Malus domestica*, Borkh) budded on MM106 rootstock. The selected trees were about twelve years old grown on clay loamy soil at planting distance at 4 x 4 meters. Trees were carefully selected as being healthy and approximately uniform in their vigour, shape and size and received regularly the common horticultural practices in the region.

The experimental design was a randomized complete block with five replicates for each treatment and two trees for each replicate.

Before treatments applications soil samples of experimental soil were takes at soil depths of 0-30, 30-45 and 45-60 cm to determine main soil physical parameters. Particle size distribution was conducted using the pipette method according to Klute (1986). Soil moisture constants were determined using the pressure membrane apparatus Stackman (1966). The obtained data are recorded in Tables (1 and 2). Meteorological data for the Agricultural Research Station are shown in (Table 3).

Table (1): Physical properties of the experiment soil.

Particle size distribution (%):		Value
Clay		32.2
Silt		33.5
Fine sand		33.2
Coarse sand		1.1
Texture class		Clay loamy

Table (2): Some soil - water parameters and bulk density.

Depth	Field capacity (FC)		Wilting Point (WP)		Available water (AW)		Bulk density (BD) g/m ³
	% by weight	cm	% by weight	cm	% by weight	cm	
0-15	39.2	7.22	18.5	3.38	20.7	3.45	1.23
15-30	37.3	7.18	17.9	3.37	19.4	3.57	1.25
30-45	35.2	6.77	16.6	3.23	18.6	3.51	1.30
45-60	34.1	6.81	15.9	3.28	18.2	3.53	1.34
Total		27.98		13.92		14.06	

FC: moisture at 33 KPa (0.33 bar) moisture tension.

WP: moisture at 1.5 MPa (15 bar) moisture tension.

AW = FC-WP

Table (3): Meteorological data in 2017 and 2018 seasons.

Season	2017						2018					
	T. max	T. min	W.S	R.H	S.S	R.F	T. max	T. min	W.S	R.H	S.S	R.F
Mar.	24.8	10.4	3.6	51.3	8.6	4.2	28.7	11.7	2.5	42.3	8.9	1.1
Apr.	28.9	12.4	3.9	45.4	9.6	28.2	30.8	14.2	2.6	41.0	9.4	28.3
May	34.5	17.4	3.1	37.1	10.8	9.6	35.6	19.2	3.1	38.0	10.9	5.5
Jun.	38.0	20.3	3.2	36.2	12.0	1.9	37.8	21.2	3.1	36.1	12.5	0.1
Jul.	40.1	22.8	3.0	37.6	11.7	0.0	39.0	22.4	3.0	40.8	11.5	0.0
Aug.	38.6	22.8	2.8	42.6	11.1	0.0	38.4	22.5	2.9	44.6	11.6	0.0
Sep.	36.2	19.8	2.8	45.9	10.3	0.0	36.3	21.0	2.7	47.1	10.7	0.0
Oct.	30.4	16.7	2.6	52.2	9.2	14.4	31.7	18.1	2.8	50.8	9.8	4.8

Where: T.max. , T.min.= maximum and minimum temperatures °C; W.S = wind speed (m/ sec); R.H.= relative humidity (%); S.S= actual sun shine (hour); S.R= solar radiation (cal/ cm²/ day). RF = rainfall (mm / month).[Data were obtained from the agrometeorological Unit at SWERI, ARC]

Irrigation treatments used in this study were as follows:

1. I₁: Cultivation in flat (control).
2. I₂: Cultivation on raised bed (RB) 100 cm (i.e.50 cm. from each side of the pseudo stems).
3. I₃: Cultivation on raised bed (RB) 200 cm (i.e.100 cm. from each side of the pseudo stems).

Irrigation started after trees received the winter irrigation on March *i.e.*, starting from bud swelling stage. Irrigation was done when moisture reached the relevant level to determine available soil water retained in the soil in each treatment. Soil moisture was determined gravimetrically on oven dry basis of soil samples taken to a depth of 15 cm up to 60 cm. Water consumption was computed as the differences of soil moisture content in soil samples taken prior to 48 hours after irrigation. The quantity of irrigation water applied to each "Apple" tree per feddan (m³) in the different treatments from March to October during each growing season was calculated.

1. Water relations:

1.1. Calculation of water consumptive use (WCU)

Water consumptive use (WCU) or actual evapotranspiration (ET_c) values were calculated for each irrigation treatment using the following formula (Israelsen and Hansen, 1962).

$$WCU = \sum_{i=1}^{i=4} \frac{4(\theta_2 - \theta_1)}{100} \times Bd \times D$$

Where:

WCU= seasonal water consumptive use (cm),

θ₂ = soil moisture content after irrigation (on mass basis, %),

θ₁ = soil moisture content before irrigation (on mass basis, %),

Bd = soil bulk density (g/cm³),

D = depth of soil layer (15cm each), and

i = number of soil layer.

1.2. Irrigation Water Applied (IWA):

Submerged flow orifice with fixed dimension was used to measure the amount of water applied, according to Michael, (1978) as the following equation:

$$Q = CA \sqrt{2gh}$$

Where:

Q = discharge through orifice, (1/sec).

C = coefficient of discharge, (0.61).

A = cross-sectional area of the orifice, cm².

g = acceleration due to gravity, cm/sec.² (981 cm/sec²).

h = pressure head, causing discharge through the orifice, cm.

1.3. Water utilization efficiency (W.Ut.E):

The production of apple fruits by one cubic meter of irrigation water (fruit yield in kg/feddan/m³ water applied /feddan), as affected by different treatments was calculated by the following equation Jensen 1983:

$$W.Ut.E = \frac{\text{Fruits yield (kg)/feddan}}{\text{Seasonal AIW (m³/water applied) /feddan}}$$

2. Vegetative growth measurements

Four main branches, in different directions of each replicate were labeled. All current shoots developed on those branches on Aug. were used for measuring vegetative growth parameters as follows: a) Shoot length (cm), b) Number of leaves per shoot and c) Leaf area (cm²) using Li-core 3100 area meter.

3. Fruiting parameters

Comparative study on the effect of different flood irrigation methods and

3.1. Fruit set (%): Fruit set % was estimated by the following equation according to Westwood (1978).

$$\text{Fruit set (\%)} = \frac{\text{Number of developed fruitlets}}{\text{Total number of flowers at full bloom}} \times 100$$

3.2. Yield: At harvest time, yield of each tree was recorded as either kg per tree or ton per feddan or number of fruits /tree during the two seasons of study. Samples of twenty fruits from each replicate under treatment were randomly collected at harvest and the following characters were determined as follows:

4. Fruit quality.

4.1. Physical fruit properties

Fruit weight (g), fruit volume (cm³), height (cm), diameter (cm), fruit shape index and fruit firmness, which was determined by Magness and Taylor (1925), pressure tester using 7/18 inch plunger two reading were taken on the flesh of each fruit.

4.2. Chemical fruit properties

- a) Total soluble solids (%) in fruit juice was determined by using hand refractometer.
- b) Titration table acidity (%) was measured according to A.O.A.C. (1990) and Vogel (1968).
- c) Total soluble solids/acidity ratio was calculated.

5. Leaf nutrient composition

Twenty mature leaves at mid-shoot on mid August of both seasons were collected randomly, and washed with tap water followed by distilled water then oven dried at 70 °C to constant weight and prepared for the determination of leaf minerals content. Total nitrogen was determined by the micro-kjeldahl method according to Cottenie *et al.* (1982). Total phosphorus was determined and measured using a spectrophotometer (Spectronic 20) to the method described by Murphy and Reily (1962). Total potassium

content was determined in the acid digest using Atomic Absorption Spectrophotometer method for plant analysis according to method described by Chapman and Pratt (1961).

6. Root distribution:

Samples of roots were taken in November 2018 at 0-30, 30-60 and 60-90 cm depth at 50, 100 and 150 cm from the tree trunk in the four directions. Root length (< 2 mm and > 2 mm root thick) was assessed (cm), root number and root dry weight (g) as g/hole (1750.8 cm³ or 1.628 kg soil) according to Cahoon *et al.* (1959) and Ford (1962).

7. Statistical analysis

Data were statistically analyzed according to the analysis of variance as described by Waller and Duncan (1969).

RESULTS AND DISCUSSION

I. Soil water relations:

1.1. Irrigation water Applied (IWA, m³/fed):

Amount of applied irrigation water throughout the growing season for different treatments were presented in Table (4) The highest seasonal values were recorded under normal surface irrigation practice a part comparing with raised bed (RB) techniques treatments in the two growing seasons.

The total amount of irrigation water applied for apple trees in the first season was 4677.9, 5130.1 and 6117.4 m³fed⁻¹ for the raised bed (RB) techniques 200, 100 cm and normal surface irrigation practice (flat). In the second season, these quantities were 4828.1, 5242.9 and 6280.2 m³fed⁻¹ respectively. Also, results revealed that raised bed (I₃) 200 cm irrigation treatments could save about 23.5 % and 23.1% of the applied water, compared with (I₁) in both growing seasons, respectively. In addition, under

raised bed (I_2) 100 cm irrigation treatment the same trend was noticed with reduction percentages values reached to 16.1%, as compared with flat (I_1). The results showed that the water requirements in the second season are higher than for first season, maybe due to increasing the weather temperature in second season. The applied water was higher under (flat) in comparison with raised bed techniques. The present results are in harmony with those previously mentioned by Hobbs *et al.*, 1998, Humphreys *et al.*, 2004, Sayre and Hobbs, (2004) Karrou *et al.*, (2012) and Moursi and Yehia (2016) they revealed that, the use of raised bed (RB) planting method technique improved water distribution and increased water productivity efficiency as well as It can lead to saving applied water as compared with normal surface irrigation practice.

1.2. Monthly applied irrigation water

Results in Fig. 1 show that monthly applied water values began to raise during March then gradually increased to reach its maximum during June and July. Under raised bed (RB) techniques (200 cm), maximum applied irrigation water values of 777.5 and 800 m^3 /fed. occurred in July in the 1st and 2nd seasons, respectively. While under normal surface irrigation practice (flat), maximum applied irrigation water values of 1007.4 and 1034.6 m^3 /fed. occurred also in July in the same seasons, respectively. This might be due to the increase of vegetative growth rate and the raise of temperature during summer season. Afterwards, the daily applied irrigation water values, gradually decreased. Such pattern was attained by apple trees. In this concern, during April little growth was appeared, but towards the end of October the trees growth rate slowed down. Ibrahim (1981) concluded that the increase in evapotranspiration by maintaining soil moisture at a high level is attributed to excess available water in the root zone.

Table (4): Amounts of applied irrigation water (m^3 /tree and (m^3 /fed) for apple trees as affected by irrigation treatments in clay loamy during 2017-2018 growing season

Irrigation treatment	I_1		I_2		I_3	
	m^3 /tree	m^3 /fed	m^3 /tree	m^3 /fed	m^3 /tree	m^3 /fed
2017						
March	2.45	641.1	2.22	582.1	2.14	561.5
April	2.16	566.1	1.72	450.0	1.39	363.9
May	3.41	892.6	2.70	708.7	2.59	679.8
June	3.75	982.6	3.18	833.8	2.88	753.7
July	3.85	1007.4	3.26	855.0	2.97	777.5
August	3.49	915.5	3.09	810.2	2.65	695.6
September	2.34	612.9	1.81	473.4	1.79	469.0
October	1.91	499.2	1.59	416.9	1.44	376.9
Total		6117.4		5130.1		4677.9
2018						
March	2.51	657.2	2.27	594.9	2.21	577.8
April	2.21	580.3	1.76	459.9	1.48	389.0

Comparative study on the effect of different flood irrigation methods and

May	3.50	916.7	2.76	724.3	2.67	699.5
June	3.85	1009.1	3.25	852.1	2.96	775.6
July	3.95	1034.6	3.34	873.8	3.05	800.0
August	3.59	940.2	3.16	828.0	2.73	715.8
September	2.40	629.4	1.85	483.8	1.84	482.6
October	1.96	512.7	1.63	426.1	1.48	387.8
Total		6280.2		5242.9		4828.1

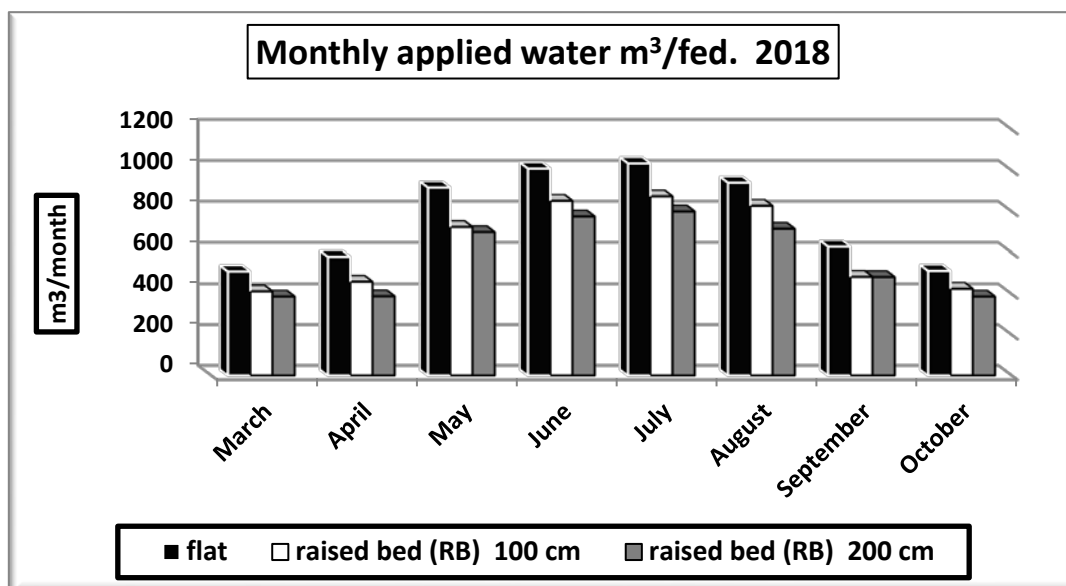
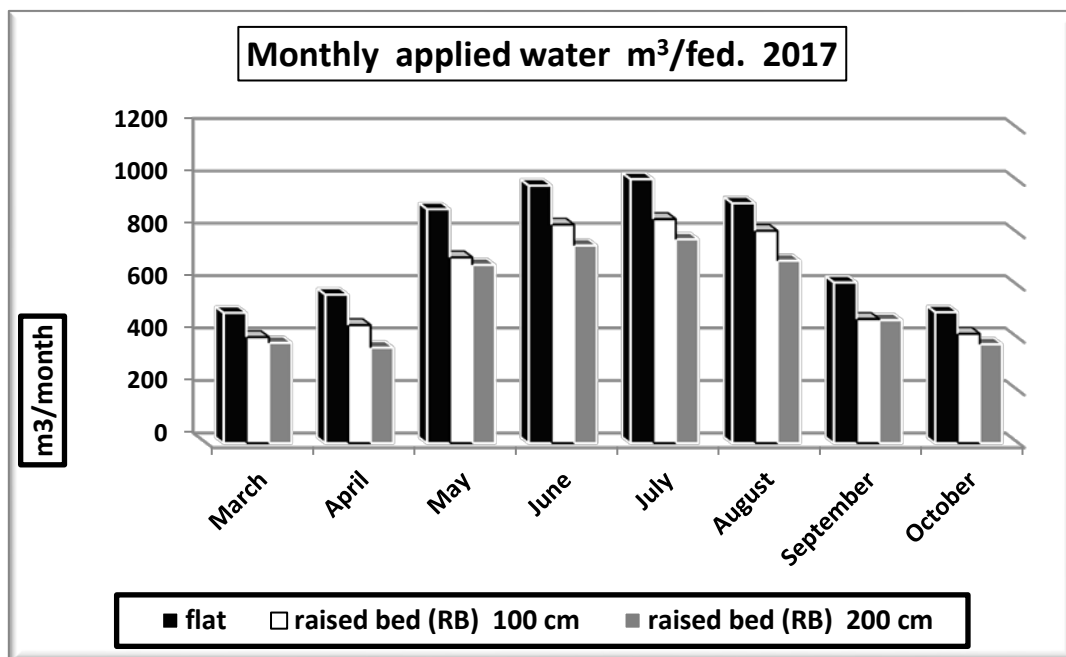


Fig. 1: Monthly applied irrigation water under flooding irrigation systems in 2017 and 2018 seasons.

1.3. Water utilization efficiency (W.Ut.E):

In addition, data in Fig. 2 show water use efficiency of apple trees as affected by irrigation methods. Data show that raised bed (RB) 200 cm. (I₃) has the most significant rank of efficiency (2.06 and 2.04 fruits Kg/m³) water consumed, while it decreased in case of flat irrigation system (I₁) and reached (1.24 and 1.31

fruits Kg/m³) water consumed in the two studied seasons respectively. Obtained results in this concern are coincident with that reported by several researchers, Swelam and Atta (2011), Karrou *et al.*, (2012) and Bhuyan *et al.* (2016).

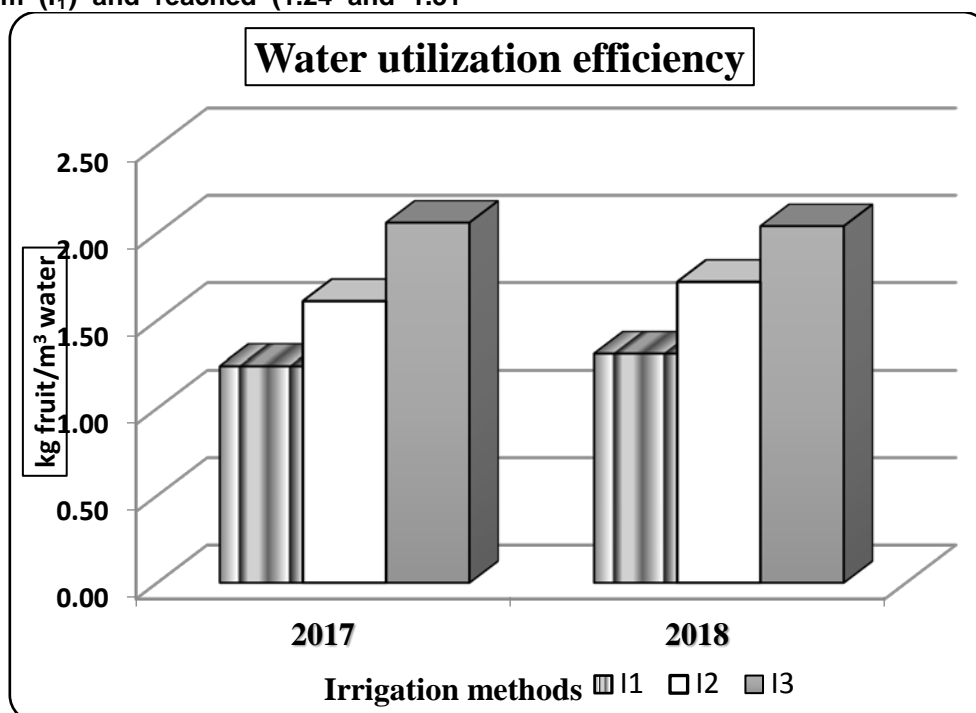


Fig. 2: Effect of irrigation methods on water utilization efficiency (W.Ut.E) kg/m³ of apple trees.

2. Vegetative growth measurements

Table (5) illustrate vegetative growth parameters, i.e. shoot length (cm), number of leaves/shoot and leaf area (cm²). The present results show that, I₃ (raised bed 200 cm.) significantly induced the highest vegetative growth characteristics of apple trees i.e. 48.48 and 49.92 cm. of shoot length, 38.53 and 39.14 number of leaves / shoot as well as 40.87 and 42.64 cm² of leaf area through 2017 and 2018 seasons respectively compared to I₁ or I₂. However, I₂ (raised

bed 100 cm.) significantly induced higher vegetative growth than I₁ flat irrigation practice. These results are in a complete agreement with those observed by Tanner and Sinclair (1983), Hillel, (2004) and Kabeel *et al.*, (2013) on pear.

3. Fruit set, yield and yield components:

Data in Table (6) clear the effect of irrigation practices on fruit set, fruit yield (Kg/tree and Ton/fed.) as well as number

Comparative study on the effect of different flood irrigation methods and

of fruits/trees. The present results show obvious and significantly effect of I₃ (raised bed 200 cm.) on fruit set (14.58 and 15.66%), 37.87 and 39.48 Kg/tree, 9.92 and 10.34 Ton/fed as well as 268.4 and 276.5 fruits/tree compared to I₂ (raised bed 100 cm.) which was superior and significantly than I₁ (flat practice). in this respect, obtained results regarding the response of abovementioned four

fruiting parameters i.e. fruit set %, fruit yield (Kg/tree and Ton/fed.) as well as number of fruits per tree to the investigated irrigation treatments under study were supported by the findings of Hussein (1998) on apple and Fathi (1999 (a and b) on pear and Hussein and Eid (2013) on plum and kabeel *et al.*, (2013) on pear trees.

Table 5: Vegetative growth measurements as affect by irrigation method.

Treatments	Shoot length (cm)		No. of leaves/shoot		Leaf area (cm ²)	
	2017	2018	2017	2018	2017	2018
I ₁	43.20C	44.39C	29.17C	30.81C	33.83C	37.22C
I ₂	45.53B	46.28B	35.03B	36.07B	37.43B	39.38B
I ₃	48.48A	49.92A	38.53A	39.14A	40.87A	42.64A

Table 6: Fruit set, yield and yield components as affect by irrigation method

Treatments	Fruit set (%)		Yield (kg/tree)		Yield (ton/fed)		No. fruit/tree	
	2017	2018	2017	2018	2017	2018	2017	2018
I ₁	12.57C	13.70C	31.41C	32.88C	8.23C	8.62C	251.3C	256.1C
I ₂	13.17B	14.35B	34.29B	36.05B	8.99B	9.44B	263.4B	270.0B
I ₃	14.58A	15.66A	37.87A	39.48A	9.92A	10.34A	268.4A	276.5A

4. Fruit physical and chemical properties as affected by irrigation practice:

Data in Tables (7 and 8) show a superior increase effect of I₃ treatment (raised bed 200 cm.) on fruit physical properties i.e. fruit weight (141.1 and 142.8g), volume (131.4 and 133.5 cm³), fruit firmness (12.17 and 12.62 lb/inch²), height (6.76 and 6.85 cm.), diameter (6.76 and 6.78 cm.) as well as fruit shape index (1.00 and 1.01) with exception of some condition. Also, I₃ treatment significantly increased TSS percentage (12.63 and 12.91) as well as TSS/acidity ratio (28.70 and 28.88), while, decreased acidity percentage (0.440 and 0.447) compared to I₂ which was better than I₁ (flat

practice). Fruit quality results under irrigation regimes are in agreement with the findings of Hilgeman and Sharo (1970) on orange, Fathi (1999-a) on pear Ali and Gobran (2002) on Washington Navel orange, they mentioned that higher applied water decreased TSS, total acidity and ascorbic acid contents.

5. Leaf nutrient composition:

The present results in Table (9) clear the effect of irrigation practices on nutrient composition of apple leaves. There are insignificant different between the two studied raised bed practices (I₃ and I₂). Otherwise, there are significant and noticeable decrease in apple leaves composition of nitrogen (1.700 and 1.757

%), phosphorus (0.293 and 0.309 %) as well as potassium (1.593 and 1.805 %) with flat irrigation practice (I₁). That also cleared by Hussien, et al. (2013) on plum and Fathi (1999-b) on pears. Also, Green and Clothier (1999) proved that 70% of water uptake by apple tree roots

occurred in the 0- 40 cm. soil depth layer when the surface soil water was distributed uniformly which is characterized by lower water efficiency 45- 50 % (Swelam and Atta, 2011).

Table 7: Fruit physical properties as affect by irrigation method

Treatments	Fruit weight (g.)		Fruit volume (cm ³)		F. firmness (lb/inch ²)		Fruit height (cm)		Fruit diameter (cm)		F. shape index	
	2017	2018	2017	2018	2017	2018	2017	2018	2017	2018	2017	2018
I ₁	125.0C	128.4C	116.2B	115.6B	10.41B	10.80B	5.32C	5.69B	5.90C	5.94B	0.90B	0.96B
I ₂	130.2B	133.5B	115.7B	117.5B	11.98AB	12.51AB	6.58B	6.88A	6.52B	6.70A	1.01A	1.03A
I ₃	141.1A	142.8A	131.4A	133.5A	12.17A	12.62A	6.76A	6.85A	6.76A	6.78A	1.00A	1.01A

Table 8: Fruit chemical properties as affect by irrigation method.

Treatments	TSS (%)		Acidity (%)		TSS/Acidity	
	2017	2018	2017	2018	2017	2018
I ₁	10.25C	11.18C	0.622A	0.609A	16.48C	18.38C
I ₂	12.30B	11.51B	0.513B	0.526B	23.98B	21.88B
I ₃	12.63A	12.91A	0.440C	0.447C	28.70A	28.88A

Table 9: Leaf nutrient composition as affect by irrigation method.

Treatments	N (%)		P (%)		K (%)	
	2017	2018	2017	2018	2017	2018
I ₁	1.700B	1.757B	0.293B	0.309B	1.593C	1.805C
I ₂	2.186A	2.468A	0.330A	0.353A	1.983B	2.042B
I ₃	2.253A	2.520A	0.343A	0.361A	2.028A	2.107A

6. Root distribution:

Root distribution of apple /MM106 root system was studied through 2017 and 2018 seasons as affected by irrigation practices. It's noticeable that length, number and dry weight of the root system at 50,100 and 150 cm. from apple tree trunk as well as on 0-30, 30-60 and 60-90 cm. depth illustrated in Table (10). The present results clear that root distribution parameters (length, number

and dry weight was significantly better with I₃ treatment (raised bed 200 cm.) than I₂ (raised bed 100 cm.) and better than I₁ (flat irrigation). It's also clear that root system distributes better at 50 cm. from the tree trunk and on 0-30cm. depth especially with I₃ treatment. Data in Table (10) showed that root length and number of roots were much more than > 2mm roots. Otherwise, the dry weight of <2mm roots were mostly less than > 2mm roots.

Comparative study on the effect of different flood irrigation methods and

the same finding was also cleared by Tanner and Sinclair (1983), Fathi (1999-b) Hussien, *et al.* (2013) on some fruit species, they showed that, the optimal irrigation application during the growing season is important for increasing roots

growth and supports roots to penetrate with higher percentages to longer distances and deeper depths.

Table 10: Root distribution (length, number and dry weight) at 50,100 and 150 cm. from the tree trunk and on 0-30, 30-60 and 60-90 cm. depth as affect by irrigation method

Irrigation method (A)	DISTANCE cm(B)	Root length (cm)				Root number				Root dry weight(gm)			
		Root < 2mm,											
		root depth cm (C)											
		0-30	30-60	60-90	Mean (A)	0-30	30-60	60-90	Mean (A)	0-30	30-60	60-90	Mean (A)
I ₁	50	568.6c	420.1h	366.0m	349.5C	96.0c	52.0l	45.0m	40.78C	12.5d	9.8g	8.4h	8.47C
	100	330.0op	314.0q	330.0op		44.0m	35.0no	22.0p		10.0f	8.1h	6.1j	
	150	294.0s	280.0t	272.5u		38.0n	25.0o	10.0q		8.0h	7.1i	6.2j	
I ₂	50	631.1b	466.3f	406.3i	387.9B	100.5b	97.0bc	68.3i	64.38B	15.6b	12.3de	10.5f	10.59B
	100	366.3m	348.5n	333.0o		63.3j	56.8k	51.3l		12.5d	10.1f	7.7i	
	150	326.3p	310.8qr	302.4r		55.8k	47.5lm	39.1n		10.0f	8.9gh	7.8hi	
I ₃	50	757.4a	559.6d	487.5e	465.A	112.0a	95.0d	91.5e	83.51A	18.3a	15.3b	13.1c	13.10A
	100	439.6g	418.2hi	399.6j		82.5f	78.5g	80.5f		15.6b	12.7d	9.6g	
	150	391.6k	373.0l	363.0mn		73.5h	70hi	68.1i		12.5d	11.1e	9.7g	
Mean (C)		456.1A	387.8B	358.9C		68.68A	67.14B	52.85C		12.78A	10.59B	8.79C	
Mean (B)		50	100	150		50	100	150		50	100	150	
		518.1A	361.0B	323.7C		84.15A	57.08B	47.44C		12.87A	10.27B	9.02	
Root> 2mm,													
I ₁	50	220.0c	160.0h	133.0l	114.8C	17.6jk	14.3mn	11.0p	13.09C	20.0d	11.8h	6.1kl	9.02C
	100	155.0i	125.0m	90.0p		16.0l	13.0o	10.0q		10.6hi	8.1ij	5.0l	
	150	60.0t	70.0r	20.0uv		14.7mn	11.9p	9.2q		8.9ij	6.4kl	4.3l	
I ₂	50	244.2b	177.6f	147.6j	127.4B	23.1f	19.8i	16.5k	18.12B	28.1b	14.8f	7.6j	11.62B
	100	172.1f	138.8k	99.9o		21.0h	18.0j	15.0m		13.2g	10.1hi	6.5kl	
	150	66.6s	77.7q	22.2u		19.3ij	16.6k	13.8mn		11.1h	8.0j	5.1l	
I ₃	50	293.0a	213.1d	177.2e	152.9A	33.0a	27.5d	22.0g	25.17A	33.5a	22.8c	9.0i	14.65A
	100	206.5e	166.5g	119.9n		30.0b	25.0e	20.0i		15.9e	12.7g	7.8j	
	150	79.9q	93.2op	26.6u		27.6c	23.0f	18.4j		13.9fg	9.3i	7.0k	
Mean (C)		166.4A	135.8B	92.9C		22.48A	18.79B	15.10C		17.24A	11.55B	6.49C	
Mean (B)		50	100	150		50	100	150		50	100	150	
		196.2A	141.5B	57.4C		20.53A	18.67B	17.17C		17.08A	9.98B	8.23C	

CONCLUSION

From the found results in this study may be recommend that, apple growers can use raised bed technique (2m wide) on clay loamy soil to save 1439.5 or 1452.1 m³/fed./year, increase water use

efficiency, vegetative growth, fruit set, yield (about 1.7 ton/fed.), fruit quality, leaf nutrient composition (NPK) as well as root distribution.

REFERENCES

- A.O.A.C. (1990). Association of Official Agricultural Chemists. Official Methods of Analysis. 12th ed. Washington, D. C., USA.
- Ali, M. A. and Y. N. Gobran (2002). Effect of soil moisture regimes and potassium application on growth, yield, fruit quality of Washington Navel orange trees. *Annals of Agric Sc., Moshtoher*, 40 (3): 1669-1697.
- Ashraf, M. (2010). Inducing drought tolerance in plants: recent Advances, *Biotechnol. Adv.* 28. 169–183.
- Bhuyan, M.H.M., M. R. Ferdousi, M.T. Iqbal and A. K. Hasan (2016). Raised bed planting provides higher yield and less water inputs for transplanted boro rice (*Oryza sativa*) than conventional planting method. *Journal of Advanced Studies in Agricultural, Biological and Environmental Sciences (JABE)*, 3 (1): 17-31.
- Cahoon, G.A., E. S. Morton, W.W. Jones and M. J. Garber (1959). Effects of various types of nitrogen fertilizers on root density and distribution as related to water infiltration and fruit yields of Washington Navel oranges in a long-term fertilizer experiment. In *Proc. Amer. Soc. Hort. Sci* (Vol. 74, pp. 289-299).
- Chapman, H.D. and F. Pratt (1961). "Methods of Analysis for Soils, Plants and Water". Univ. of Calif., 35 (5), 6-7.
- Cottenie, A., M. Verlo, L. Kiekeus, G. Velghe and R. Camerlynck (1982). *Chemical Analysis of Plants and Soils. Laboratory of Analytical and Agrochemistry State University, Ghent-Belgium.*
- Farré, I. and J.M. Faci (2006). Comparative response of maize (*Zea mays* L.) and sorghum (*Sorghum bicolor* L. Moench) to deficit irrigation in a Mediterranean environment. *Agric. Water Manage.* 83: 135-143.
- Fathi, M. A. (1999a). Drip irrigation efficiency for pear trees. A: Yield, fruit properties and vegetative growth. *J. Agric. Sci., Mansoura Univ.*, 24 (6): 3021-3034.
- Fathi, M. A. (1999b). Drip irrigation efficiency for pear trees. B- Root system growth and distribution. *J. Agric. Sci., Mansoura Univ.*, 24 (6): 3035-3049.
- Ford, H.W. (1962). Thickness of sub soil organic layer in relation to tree size and root distribution of citrus. *J. Amer. Soc. Hort. Sci.*, 82: 177-179.
- Green, S. and B. Clothier (1999). The root zone dynamics of water uptake by a mature apple tree. *Plant and Soil*, 206(1), 61–77.
- Hilgeman, R. H. and F. O. Sharo (1970). Response of irrigation on yield and quality of orange. *Agric. Res. Rev. Cairo*, 95: 739-49.
- Hillel, D. (2004). *Introduction to Environmental Soil Physics.* New York: Elsevier Academic Press.
- Hobbs, P.R., K.D. Sayre and J. I. Ortiz-Monasterio (1998). Increasing wheat yields sustainability through agronomic means. *NRG Paper 98-01.* Mexico, D.F. Mexico. 22 p.
- Humphreys, E., S. Thaman, A. Prashar, P.R. Gajri, S.S. Dhillon, Y. Singh, A. Nayyar, J. Timsina and B. Singh (2004). Productivity, water use efficiency and hydrology of wheat on beds and flats in Punjab, India. *CSIRO Land and Water Technical Report No. 3/04.* Australian Center for International Agricultural Research, Australia, 2004.
- Hussein, S. M. (1998). Influence of irrigation levels on the growth, mineral content and fruit quality of "Anna" apple. *M. Sci. Thesis, Cairo Univ.*
- Hussein, S. M. M. and T. A. Eid. (2013). Response of plum trees grown in clay loamy soil to the change from surface

- to drip irrigation system. *Agric. J. of Appl. Sci.*, 28 (5): 218-240.
- Hussien, S.M., M. A. Fathi and T. A. Eid (2013). Effect of shifting to drip irrigation on some plum cultivars grown in clay loamy soil. *Egypt. J. Agric. Res.*, 91 (1), 217-233.
- Ibrahim, M.A. (1981). Evaluation of different methods for calculating potential evapotranspiration in north Delta region. Ph. D. thesis, Fac. Agri. Alex. Univ.
- Israelsen, O.W. and V.E. Hansen (1962). *Irrigation Principles and Practices* John Willey and Son Inc. New York
- Kabeel, H., S.M. Hussien, E.A. Ismail and T. A. Eid (2013). comparative study on the effect of change the surface irrigation to bubbler irrigation systems of fruitful "le-conte" pear trees. *J. Soil Sci. and Agric. Eng., Mansoura Univ.*, Vol. 4 (4): 399 – 416.
- Karrou, M., O. Theib, A. E. El Rashad and M. Sherif (2012). Yield and water productivity of maize and wheat under deficit and raised bed irrigation practices in Egypt. *African Journal of Agricultural Research* Vol. 7(11), pp. 1755-1760.
- Klute, A. (1986). *Methods of Soil Analysis. Part 1.* 2nd ed. ASA and SSSA. Madison, Wisconsin, USA.
- Magness, J.R. and G.F. Taylor (1925). An Improved Type of Pressure Tester for the Determination of Fruit maturity. U. S. Dept. Agric. CIRC., 3508p.
- Michael, A.M. (1978). *Irrigation theory and practice.* Vikas Publishing House PVT LTD New Delhi, Bombay.
- Moursi, E.A. and W.M.B. Yehia (2016). Towards effective irrigation management for cotton crop under different cultivation methods in the North Middle Nile delta region. *J. Soil Sci. and Agric. Eng., Mansoura Univ.*, Vol. 7 (1): 21-34.
- Murphy, J. and J. P. Reily (1962). A Modified Single Method for the Determination of Phosphorus in Natural Water. *Anal. Chemi. Acta*, 27:31-36.
- Sayre, K.D. and P.R. Hobbs (2004). The raised bed system of cultivation for irrigated production conditions. In: Lal, R Hobbs, PR Uphoff, N, Hansen, DO (eds) *Sustainable agriculture and the International Rice- Wheat System.* New York, USA: Marcel Dekker.
- Sokalska, D. I., D. Z. Haman, A. Szewczuk and D. Deren (2009). Spatial root distribution of mature apple trees under drip irrigation system. *Agricultural Water Management*, 96(6), 917–924.
- Stackman, W.P. (1966). Determination of pore size by the air bubbling pressure method. *Proceeding UnesceSymp on Water in The Unsaturated Zone*, 366-372.
- Swelam, A. and Y. Atta (2011). New approach of farm management under surface irrigation to improve water saving and productivity. *New Horizons in Sci. Technol.* 1:76–83.
- Tanner, C. B. and T. R. Sinclair (1983). Efficient water use in crop production. In H. M. Taylor, W. R. Jordan, & T. R. Sinclair (Eds.), *Limitations to efficient water use in crop production* (pp.1–27). Madison.
- Thompson, T.L., H.C. Pang and Y. Y. Li (2009). The potential contribution of subsurface drip irrigation to water-saving agriculture in the Western USA, *Agr. Sci. China* 8. 850–854.
- Vites, F.G. (1965). *Increasing Water use Efficiency by Soil Management.* Amer. Soc. Agron, Madison.
- Vogel, A. (1968). *A Text Book of Quantitative Inorganic Analysis*, Longmans, New York, pp. 1216. Wisc. pp. 259-274.

Waller, R. A. and D. B. Duncan (1969). A basic rule for the symmetric multiple comparison problem. Amer.Statis.Assoc.J.12:1485-1503.

Westwood, M. N. (1978). Temperate Zone Pomology W. H. Freeman and Company. San Francisco.

Zayan, M.A. and E. Morsy (1989). Studied on rest period of "Anna" apple buds under the agroclimatic conditions in North Delta. J. Agric. Res. Tanta Univ., 15(1): 54-64.

دراسة مقارنة عن تأثير طرق الري بالغمر المختلفة ونقص الرطوبة على أشجار التفاح "أنا" المثمرة

مصطفى احمد فتحي⁽¹⁾، شعبان محمد حسين⁽¹⁾، درويش رجب درويش⁽¹⁾،

طارق احمد عيد⁽²⁾

(1) معهد بحوث البساتين - مركز البحوث الزراعية - الجيزة - مصر.

(2) معهد بحوث الأراضي والمياه والبيئة - مركز البحوث الزراعية - الجيزة - مصر.

الملخص العربي

تم إجراء تجربة حقلية في محطة بحوث البساتين بالقناطر الخيرية موسمي 2017-2018 لدراسة تأثير عمل مصطبة بعرض متر أو 2 متر مزروع في وسطها أشجار تفاح صنف "أنا" مطعوم على أصل MM 106 مقارنة بنظام الري الغمر.

أوضحت النتائج أن عمل مصطبة بعرض 2 متر (1متر من كلا جانبي الشجرة) مع عمل قناة ري بين كل مصطبة والتي تليها أعطت أفضل النتائج حيث زادت كفاءة استخدام ماء الري ووفرت 1439.5 و1452.1متر³/فدان/عام خلال عامي الدراسة.

بالإضافة الى ذلك فإن عمل مصطبة بعرض 2متر أدت الى زيادة كل من النمو الخضري وعقد الثمار والمحصول زيادة معنوية (حيث زاد المحصول بمقدار 1.7 طن ثمار/ الفدان). كذلك زيادة جودة الثمار ومحتوى الأوراق من العناصر الغذائية (نيتروجين والفوسفور والبوتاسيوم) وانتشار المجموع الجذري، لذلك ينصح بتطبيق هذه الطريقة لري اشجار التفاح في الأراضي الطينية بدل الري السطحي.

Comparative study on the effect of different flood irrigation methods and

السادة المحكمين

أ.د/ حسين قابيل إبراهيم ——— معهد بحوث البساتين - مركز البحوث الزراعية - الجيزة
أ.د/ الحسينى عبدالغفار أبو حسين كلية الزراعة - جامعة المنوفية