

## SETTLEMENT OF PILE GROUPS IN SAND

BY

Dr. Ing. M. Bahloul

ABSTRACT:

This article describes the methods for predicting the settlement of pile groups in sand, and a development was done based on (Vesic 1967) and (Berezantzev 1961) taking into account the state of soil, relative density, of sand and method of installation.

The method was used to predict the settlement of pile groups for actual pile groups of a high rise tower in Cairo. Good agreement between the observed and the predicted settlement recommends the use of this method.

INTRODUCTION:

Results from full scale pile tests in sand indicate that the settlement of pile groups is more than that of single piles. The larger part of the settlement of pile groups is load dependent. The time dependent settlement, which generally is small and negligible is caused by creep in pile material and the soil.

Unless a highly compressible stratum of low permeability exists some where below the pile tips, the consolidation settlement should not be significant and normally will not exceed 15% of the total settlement.

Methods of Calculating the Settlement of Pile Groups in Sand:

Analysis of available test data by Skempton, Yassin, Gibson (1953) indicate that the settlement of a pile group with friction piles increases with increasing size of the pile group.

In Fig. 1 is shown the ratio of the settlement of a pile group and that of a single pile at the same applied load per pile. According to Skempton et al. the settlement of a pile group with a width of for example 20 m will be approximately 12 times larger than that of a single pile.

Meyerhof (1959) indicates that the settlement of large pile groups can be up to 20 times that of a single pile when the pile spacing is large.

Kezdi (1957) indicates that the settlement at a given total load decreased with decreasing pile spacing.

Stuart et al. (1960) found also from model tests in sand that the settlement of a pile group is affected by the pile spacing.

(Berezantzev, Khristoforv and Golubkov, 1961) indicate that the settlement of pile group increases approximately linearly with  $\sqrt{A}$  where  $\sqrt{A}$  is area of an imaginary surface located at the level of the pile points. They found also that the settlement is not affected by the number of piles in the group.

The areas  $\sqrt{A_1}$ , and  $\sqrt{A_2}$  are determined for a single pile and for a pile group as shown in Fig. 2. According to Berezantzev et al. the settlement of a pile group will be  $\sqrt{A_2}/\sqrt{A_1}$  times the settlement of a single pile at the same load per pile.

This calculation method is included in the national building codes for Poland and USSR.

Veeic (1967) has suggested on the basis of results from large size model tests and from an analysis of test data reported by Berezantzev et al. (1961) that the relative settlement of a pile group is proportional to  $\sqrt{W/B}$  where W is the width of the pile group and B is the pile diameter.

Present Work:

From the previous study the relative settlement of a pile group in cohesionless soil appears to be influenced by dimensions of the pile groups.

We think that this relative settlement is influenced too by relative density and state of sand around piles which is affected by the method of installation of piles, in other words:

$$\eta = \frac{1}{N_R} \sqrt{\frac{B}{B^*}}$$

where  $\eta$  is relative settlement ratio  
 B is the width of group  
 B\* is the diameter of pile  
 N<sub>R</sub> is the relative number which is depends on the method of installation and the relative density of sand.

for bored piles    N<sub>R</sub> = 0.6 for medium sand  
                       N<sub>R</sub> = 0.7 for dense sand  
                       N<sub>R</sub> = 0.9 for dense sand  
 for driven piles    N<sub>R</sub> = 0.8 for medium sand.

This equation was used for prediction of settlement under 8 high rise tower in Cairo and the results were good. (Fig. 3, Table 1).

CONCLUSIONS:

This article was describe a new method for prediction of settlement of pile groups in sand, the method was used for predicts the settlement of piles groups for 8 high rise towers in Cairo. The agreement between the observed and predicted settlement was good. A considerable amount of research, including well-instrumented observations on full size groups is needed in the future.

REFERENCES:

1. Skempton, Yassin, Gibson (1953). Theorie de la force portante des pieux dans le sable, pp. 285-290, Sole et Fond. No. 13.
2. Meyerhof, G. (1959). Compection of sand and bearing capacity of piles Journ. S.M.F.D. ASCE Vol. 85 SMG pp. 1-29.
3. Kazdi, A. (1957). Bearing capacity of piles and piles groups, Proc. 4 ICSMFE London Vol. 2 pp. 46-51.
4. Stuart (1960). Notes on the behaviour of model studies Proc. 5 ICSMFE Vol. 2 pp. 55-59.
5. Berezantzev, Khristoforov, Golubkov (1961). Load bearing capacity and deformation of piled foundations, Proc. 5 ICSMFE Vol. 2, pp. 11-15.
6. Vesic A. (1967). Ultimate loads and settlement of deep foundation in sand, proc. Symp on bearing capacity, Duke Univ. Durham N.C.
7. Bahloul, M. (1981), (1982), (1983). Contract reports presented to 10 Ramadan for housing about the behaviour of here Towers in Cairo.

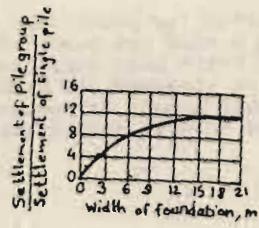


Fig. 1

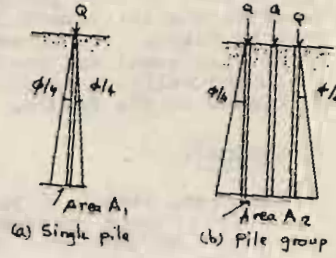


Fig. 2

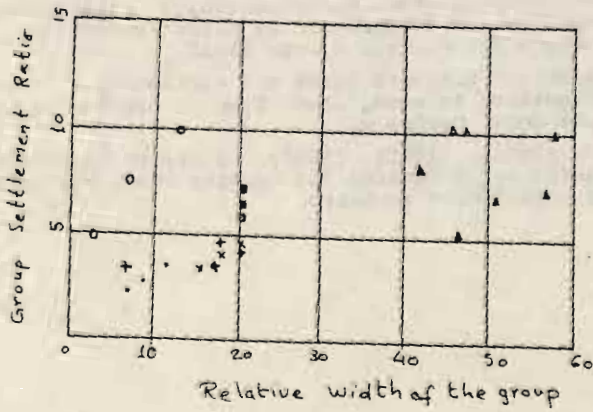


Fig. 3

- ▲ Feagin 1948
- Meyerhof 1960
- Golubkov 1969
- Zamalik Tower Bahloul 1981
- + Agakhan Towers 1982
- x Maadi Towers Bahloul 1982

Table -

Comparisson of predicted and observed settlement  
for Towers in Cairo

Tower	Max. Settlement		Observed to pred. ratio	Remarks
	predicted	observed		
Zamalik	89.9	78.24	0.87	
Agakhan				
Tower 1	47.27	45.20	0.96	
2	42.68	41.50	0.97	
3	37.50	39.20	1.04	
4	74	52	0.70	
Maadi				
Tower A	51	44.75	0.88	
B	47	47.2	1.004	
C	45	41.8	0.93	

