

SOME REACTIONS OF 3 - MERCAPTO - 6 - P- BROMOPHENYL - PYRIDAZINE

By

F. M. Abd - El - Motti

National Research Centre, Dokki, Cairo, Egypt.

ABSTRACT

The synthesis of N - imido -, 1, 3, 4 - oxadiazole and other derivatives of p - bromophenyl - 3 - mercaptopyridazine are reported. The structures of these compounds are established on the bases of elemental analysis, IR ¹H-NMR and mass spectroscopy.

INTRODUCTION

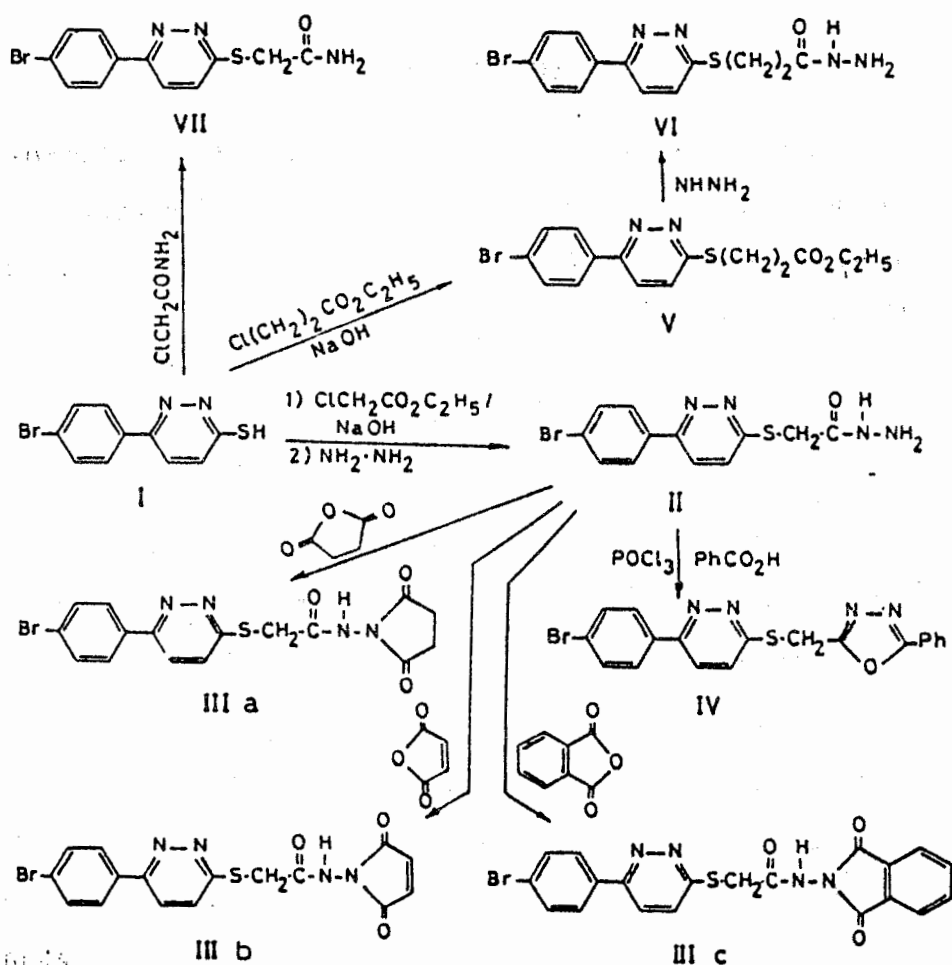
The fact that many pyridazine derivatives were established as chemotherapeutic agents¹, insecticides², bactericides, fungicides and herbicides³ has led us to synthesize some of their new derivatives.

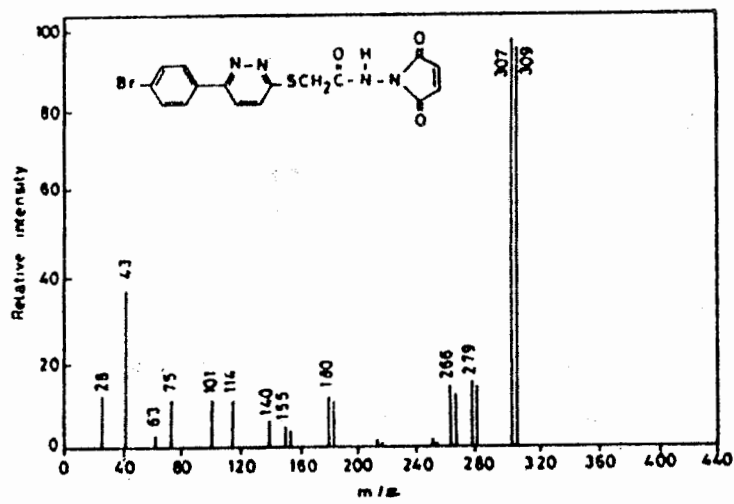
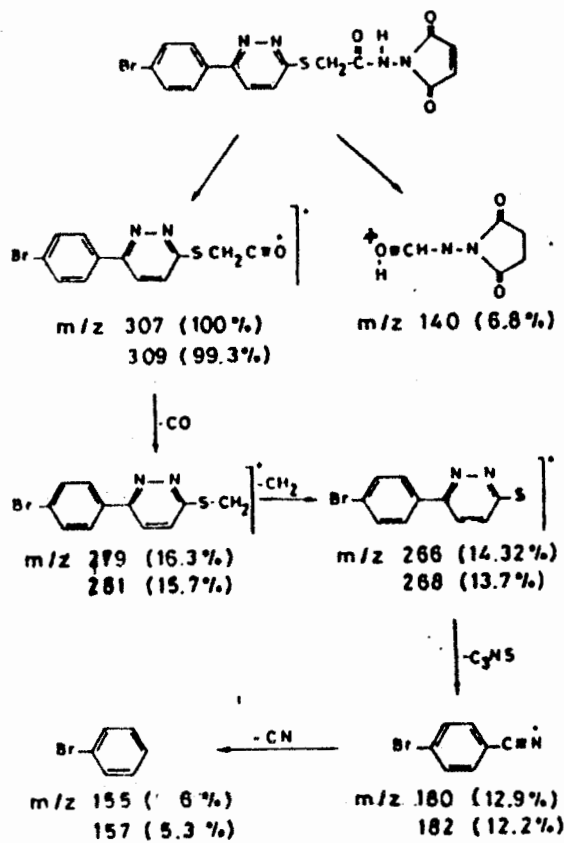
The N - imido - derivatives IIIa - c were obtained by treating the hydrazide II^{4, 5} with succinic, maleic or phthalic anhydrides, respectively. The IR spectra of IIIa - c showed strong absorption bands at 1750 - 1620 cm⁻¹ (2 CO) and 3200 - 3100 cm⁻¹ (NH). The mass spectrum of compound III_b did not show the molecular ion peak M⁺ at m / z 419, which shows that

Some Reactions of 3-Mercapto-6-P-Bromophenyl-Pyridazine

it possesses a very low stability toward electron impact. It also showed a base peak at m/z 307, 309 (100, 99.3 %) which indicates the presence of a bromine atom in the molecule.

On heating a mixture of the hydrazide II, benzoic acid and POCl_3 ⁶⁻⁸ compound IV was obtained. The IR spectrum of IV revealed the absence of the carbonyl group and absorption bands at 1625 cm^{-1} ($\text{C}=\text{N}$) and $1130 - 1035\text{ cm}^{-1}$ ($\text{C}-\text{O}-\text{C}$).





Some Reactions of 3-Mercapto-6-P-Bromophenyl-Pyridazine

The ethylpropionate V and its acid hydrazide VI were obtained by reaction of the corresponding 3-mercaptopyridazine I with ethyl chloropropionate^{4,5} and then on treating the ethyl ester V with hydrazine hydrate compound VI was obtained. The ¹H - NMR spectrum of VI showed signals at δ 3.5 (4H, m, 2CH₂), δ 4.2 (2H, s, NH₂), δ 7.6 (4H, m, Ar - H), δ 8.2 (2H, d, H - pyridazine) and δ 9.1 (1H, b. s. NH).

The acid amide VII was obtained in a good yield from the reaction of 3-mercaptopyridazine. I with chloroacetamide. The IR spectrum VII showed amide carbonyl band at 1630 cm⁻¹ and sharp doublet at 3300 and 3150 cm⁻¹ (NH₂).

EXPERIMENTAL

The melting points are uncorrected. IR spectra were recorded (KBr) on a Pye Unicam SP. 1000 Spectrophotometer. Microanalytical data were obtained from microanalytical lab. N. R. C Cairo Mass spectrum was run at 70 e.v. using Finigan Mass Spectrometer.

S - (6 - p - Bromophenylpyridazine - 3 - yl -) thioglycolic acid amide - N - (Succinimido -, maleinimido - or phthalimido) (IIIa - c) :

On addition of succinic, maleic or phthalic anhydride (0.01 mole) to a solution of the hydrazide II (0.01 mol) in dry xylene and the reaction mixture was heated under reflux for 2h, a white precipitate was formed then, filtered off. The product was recrystallized from the proper solvent.

2 - [S - (6 - p - Bromophenylpyridazine - 3 - yl)] - thiomethyl - 1, 3, 4 - oxadiazol - 5 - phenyl (IV) :

A mixture of the hydrazide II (0.05 mol) and benzoic acid (0.05 mol) in POCl_3 (5 ml) was refluxed for 2 h. The reaction mixture was slowly added to ice - water. The solid formed was filtered off, washed with water and recrystallized from ethanol.

Ethyl β - [S - (6 - p - Bromophenylpyridazine - 3 - yl)] - thiopropionate V and its corresponding hydrazide VI :

To a solution of I (0.1 mol) in ethanolic sodium hydroxide solution (0.01 mole NaOH in 50 ml ethanol) ethyl chloropropionate (0.01 mole) was added. A white precipitate was formed. The reaction was completed by warming on a water bath for 2 h. After removal of the solvent, the residual solid was recrystallized from Pet. ether 40 - 60 to give V. On refluxing a mixture of V (0.01 mol) and hydrazine hydrate (0.015 mol) in 100 ml abs. ethanol for 2 h, the acid hydrazide VI was obtained. The solid formed was filtered off washed with water, dried and recrystallized from ethanol.

S-(6-p-Bromophenylpyridazine-3-yl)-thioglycolamide VII :

To a solution of I (0.01 mol) in ethanolic sodium hydroxide (0.01 mol NaOH in 50 ml abs. ethanol) chloroacetamide (0.01 mol) was added. After heating under reflux for 2 h, the reaction mixture was cooled. The solid precipitate was collected by filtration washed several times with water, dried and recrystallized from ethanol.

Some Reactions of 3-Mercapto - 6-P- Bromophnyl - Pyridazine

Table I. Physical and analytical data of the new compounds.

Comp. No.	Yield %	m.p °C	Solvent of cryst.	Mol. Formula Mol.wt.	Analysis Calc/Found		
					C	H	N
III _a	85	223	n.butanol	C ₁₆ H ₁₃ BrN ₄ O ₃ S	45.61	3.09	13.30
				421	44.90	3.20	12.46
III _b	80	216	cthanol	C ₁₆ H ₁₁ BrN ₄ O ₃ S	45.82	2.62	13.37
				419	45.70	2.60	12.88
III _c	85	23-	n.butanol	C ₂₀ H ₁₃ BrN ₄ O ₃ S	51.17	2.77	11.94
				469	51.10	2.77	12.18
IV	62	236	cthanol	C ₁₉ H ₁₃ BrN ₄ OS	53.65	3.06	13.18
				425	53.10	2.70	12.80
V	70	95	Pct.ether 40-60	C ₁₅ H ₁₅ BrN ₂ O ₂ S	49.05	4.09	7.63
				367	49.70	4.40	7.31
VI	75	194	methanol	C ₁₃ H ₁₃ BrN ₄ OS	44.19	3.64	15.86
				353	44.50	3.00	15.15
VII	90	212	cthanol	C ₁₂ H ₁₀ BrN ₃ OS	45.61	3.09	12.96
				324	44.90	3.20	12.51

REFERENCES

- 1- McEvoy, F. J. and Allen, G. R.; *J. Med. Chem.*, **17**, 281 (1974).
- 2- Takeshiba, H.; Jojima, T.; Yamamoto, S. and Tsuji, H.; *Acr. Biol. Chem.*, **38**, 1177 (1974), [*C. A.* **82**, 27183 (1975)].
- 3- Likar, M.; Drinovec, B.; Japelj, M.; Pollak, A.; Povse, A. and Jerman, P.; *J. Med. Chem.*, **14**, 246 (1971).
- 4- Abd El - Motti, F. M.; Fathy, N. M.; Aly, A. S. and Abdel - Megeid, F. M. E.; *Proc. Pakistan Acad. Sci.*, **25** (I), 73 (1988).
- 5- Gupta, A. K. and Hajbla, K.; *J. Indian Chem. Soc.*, **58**, 690 (1981).
- 6- Pachhamia, V. L. and Parikh, A. R.; *J. Indian Chem. Soc.*, **66**, 250 (1989).
- 7- Roda, K. P., Vansdadia, R. N. and Parekh, H., *J. Inst. Chemists*, **60**, 157 (1988).
- 8- Young, R. W. and Wood, K. H. : *Am. Chem. Soc.*, **77**, 400 (1955).

Some Reactions of 3-Mercapto - 6-P- Bromophnyl - Pyridazine

بعض التفاعلات لمشتق ٣ - مركابتو - بارا - بروموفينيل - بيريدازين

فايزة محمد عبد المعطى

المركز القومى للبحوث - دقى - القاهرة - مصر

يشمل هذا البحث تحضير مشتقات ن - إميديو ١، ٣، ٤ - أوكساديازول - ٥ - فينيل، استرالبيريونات، الهيدرازيد المقابل لهذه الاستر والأميد لمركب ٢ - مركابتو - بارا - بروموفينيل بيريدازين. وقد ثبت صحة الصيغة التركيبية للمركبات الناتجة بواسطة التحاليل الدقيقة وطيف الأشعة تحت الحمراء والرنين النووى المغناطيسى وطيف الكتلة.